

# COVID-19 DAILY STATISTICS

## RUTHERFORD COUNTY

Data Source:  
FOOTHILLS HEALTH DISTRICT

**April 29, 2020**

Total Tested	1055
Total Negative Tests	708
Total Pending Tests	222
<b>Total Positive Tests</b>	<b>125</b>
Households Affected	82

### Breakdown of Positive Tests

Quarantined at Home	60
Quarantined at Hospital	10
<b>Total Active Positives</b>	<b>70</b>
Out of Quarantine	49
Deceased - Total	6
Ages (50-64)	1
Ages (65+)	5
28139 (Rutherfordton)	4
28160 (Spindale)	2
Female	71
Male	54
Ages (0-17)	3
Ages (18-24)	16
Ages (25-49)	33
Ages (50-64)	45
Ages (65+)	28
28018 (Bostic)	4
28040 (Ellenboro)	5
28043 (Forest City)	28
28114 (Mooresboro)	3
28139 (Rutherfordton)	56
28160 (Spindale)	19
28167 (Union Mills)	7
28746 (Lake Lure)	3

The number of quarantined positives is not the total number of quarantined individuals in the county. This number does not include the positive individuals' household or other close contacts that are also under quarantine.

# ESTADISTICAS DIARIAS DEL COVID-19

## CONDADO DE RUTHERFORD

Fuente De Informacion:  
DISTRITO DE SALUD FOOTHILLS

**Abril 29, 2020**

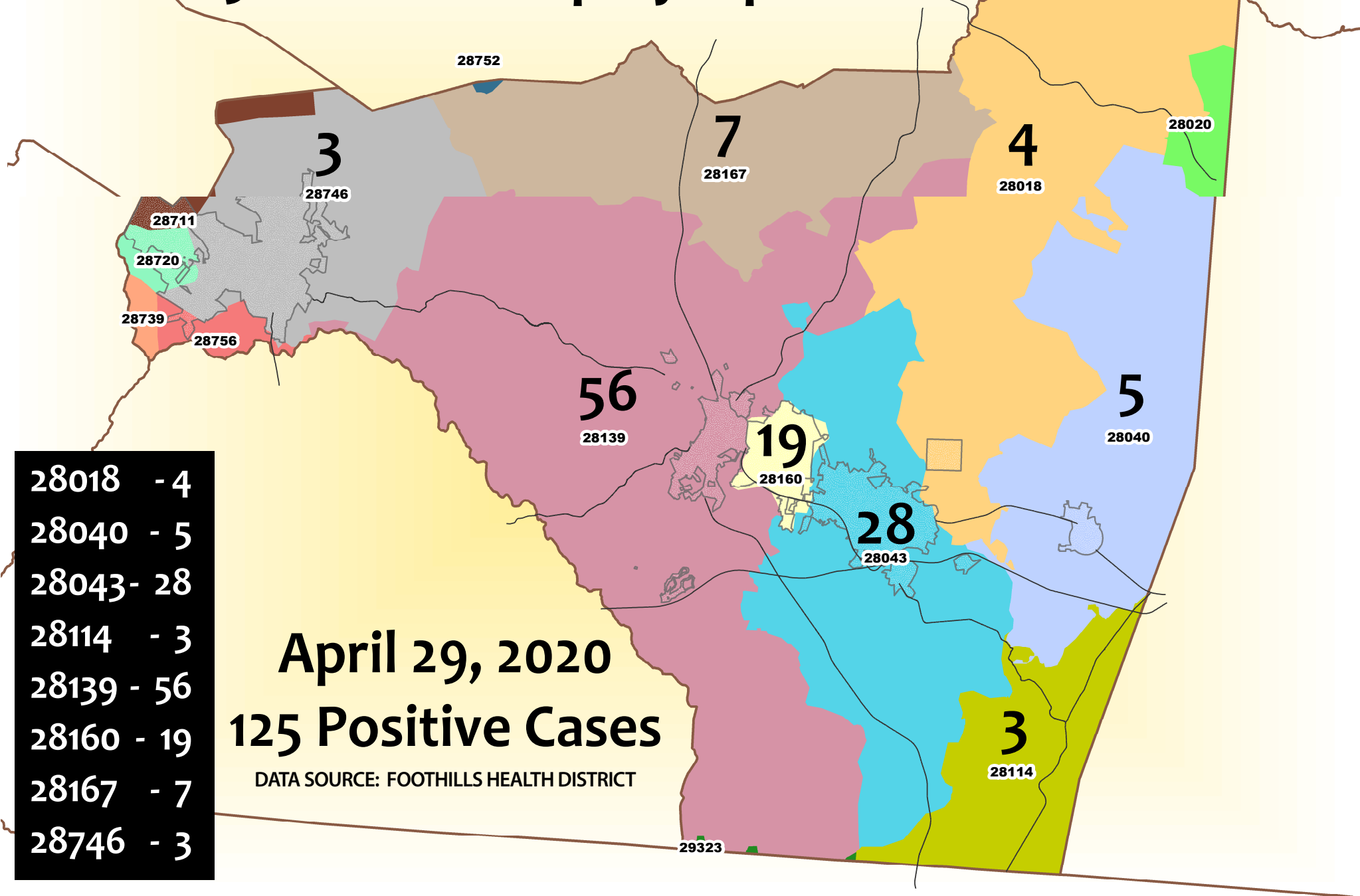
Total de Examinados	1055
Total de Casos Negativos	708
Total de Casos Pendientes	222
<b>Total de los Casos Positivos</b>	<b>125</b>
Hogares Afectados	82

### Desglose de los Exámenes Positivos

Cuarentena en el Hogar	60
Cuarentena en el Hospital	10
<b>Total De Casos Positivos Activos</b>	<b>70</b>
Fuera de la Cuarentena	49
Muertes- Total	6
Edades (50-64)	1
Edades (65+)	5
28139 (Rutherfordton)	4
28160 (Spindale)	2
Hembras	71
Machos	54
Edades (0-17)	3
Edades (18-24)	16
Edades (25-49)	33
Edades (50-64)	45
Edades (65+)	28
28018 (Bostic)	4
28040 (Ellenboro)	5
28043 (Forest City)	28
28114 (Mooresboro)	3
28139 (Rutherfordton)	56
28160 (Spindale)	19
28167 (Union Mills)	7
28746 (Lake Lure)	3

El numero de casos positivos en cuarentena no es el numero total de individuos en cuarentena en el condado. Este numero no incluye los hogares de los individuos de casos positivos o otros con quien tuvieron contacto que tambien estan en cuarentena.

# RUTHERFORD COUNTY COVID-19 Positive Map by Zip Code



**April 29, 2020**

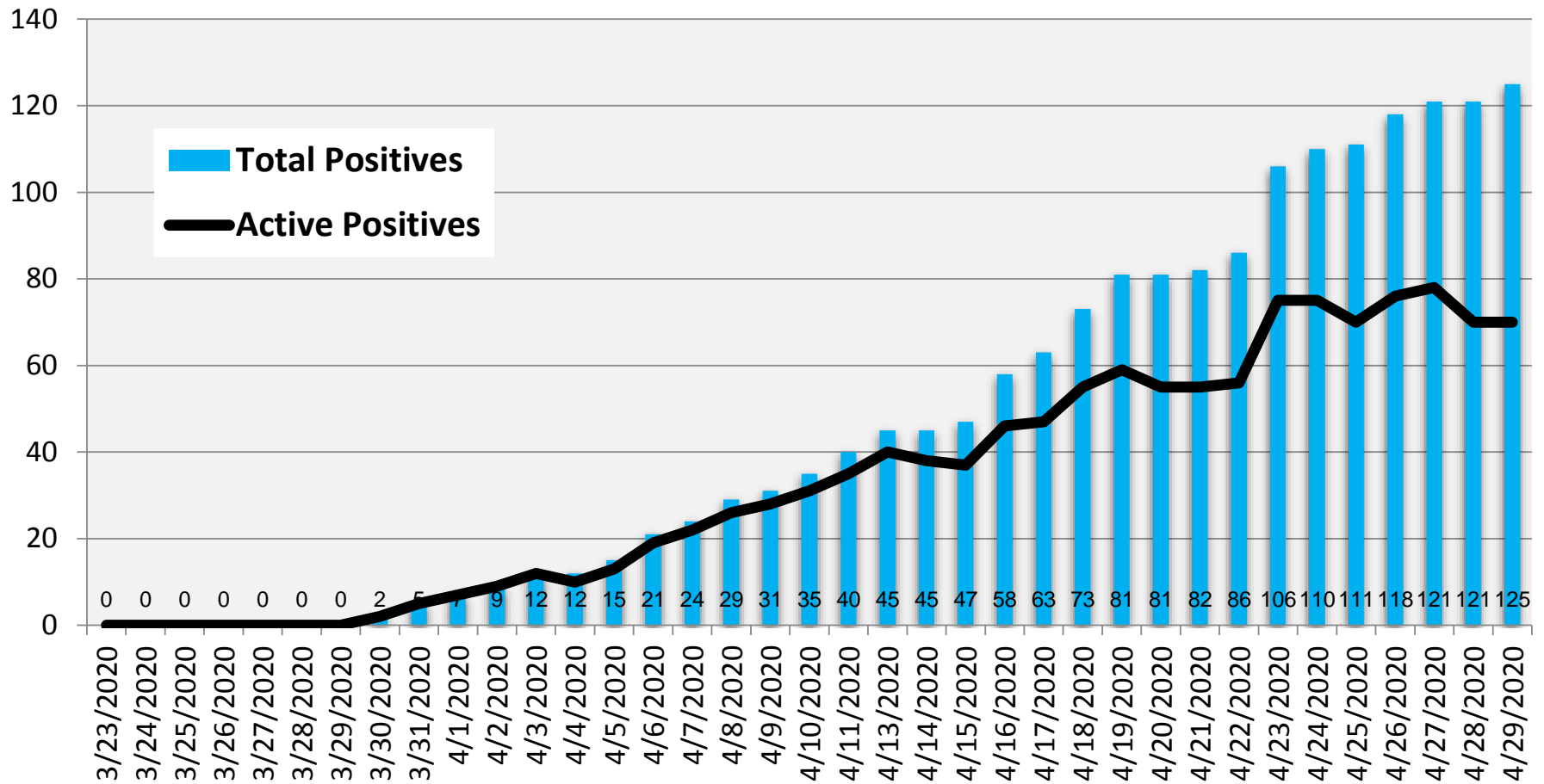
**125 Positive Cases**

DATA SOURCE: FOOTHILLS HEALTH DISTRICT

28018	- 4
28040	- 5
28043	- 28
28114	- 3
28139	- 56
28160	- 19
28167	- 7
28746	- 3

# TOTAL VS. ACTIVE POSITIVE CASES

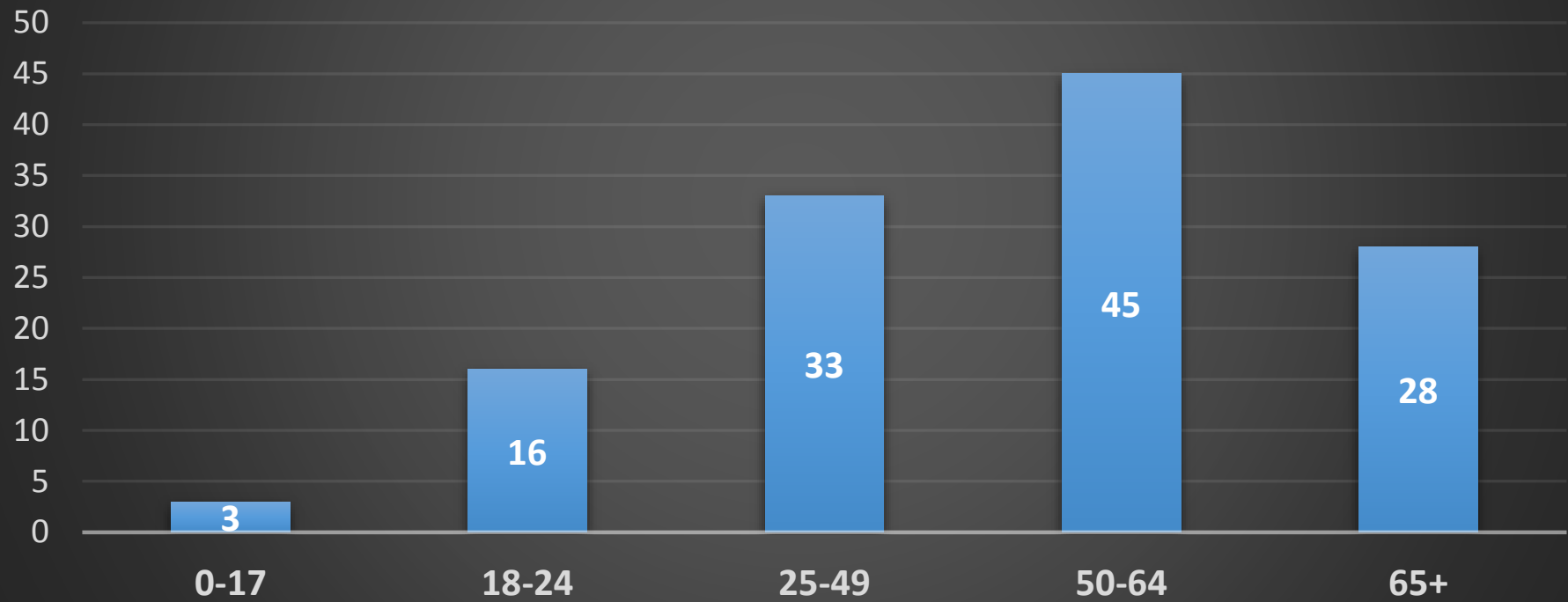
## Rutherford County - COVID-19



# AGE RANGES

## Rutherford County - COVID-19

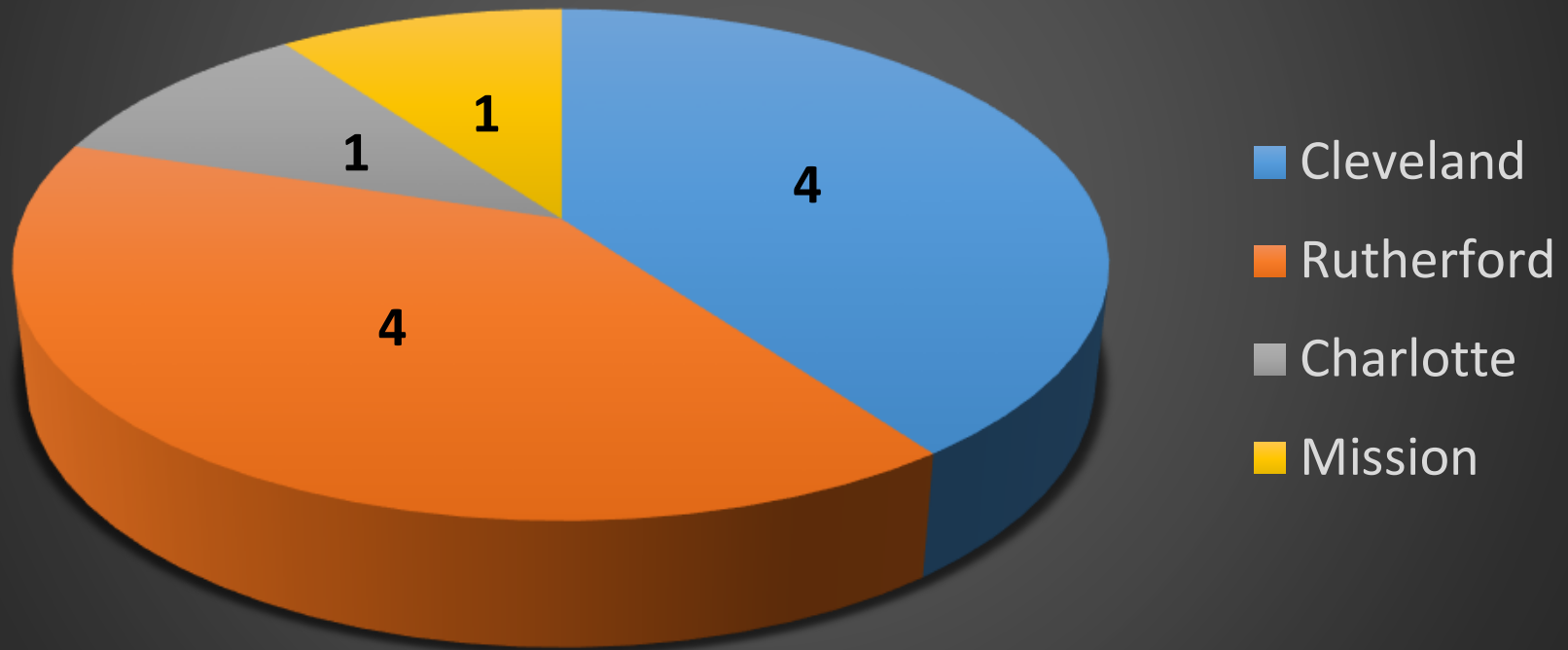
Updated: 04-29-20



# CURRENT HOSPITALIZATIONS

Rutherford County - COVID-19

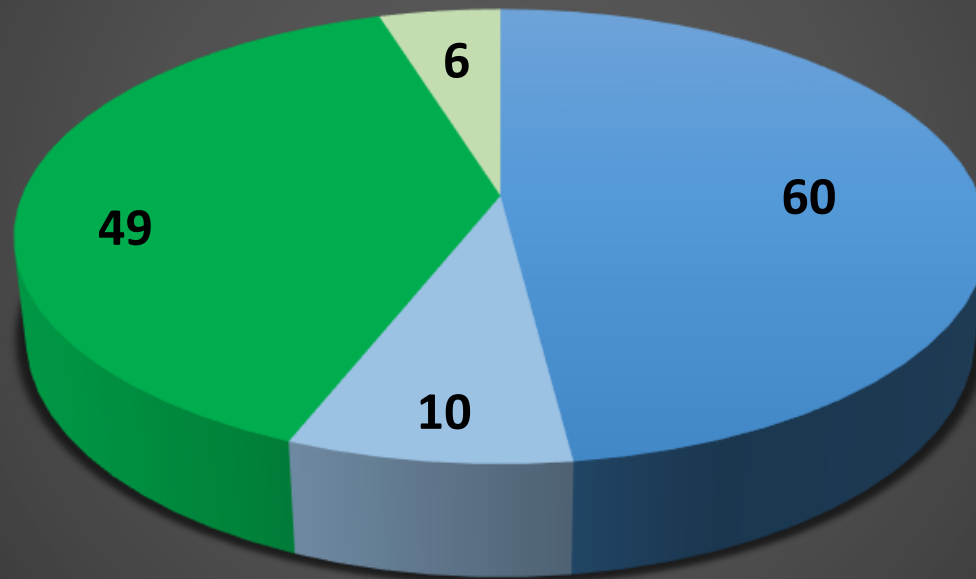
Updated: 04-29-20



# STATUS OF POSITIVE CASES

Rutherford County - COVID-19

Updated: 04-29-20

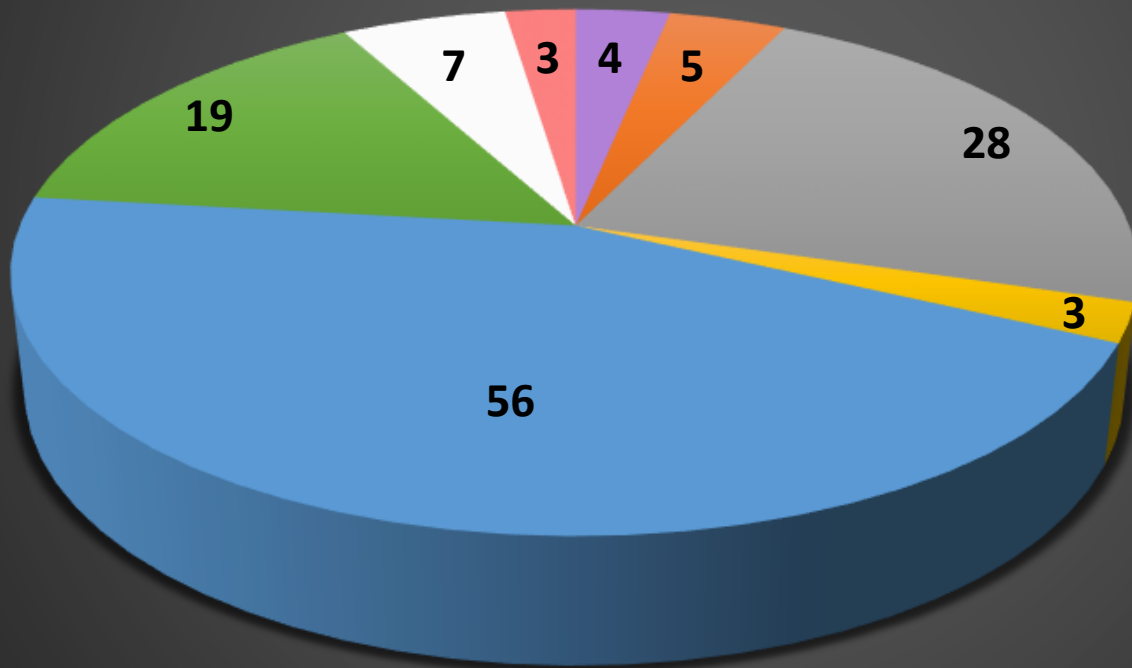


■ Quarantined   ■ Hospitalized   ■ Out of Quarantine   ■ Deceased

# ZIP CODE DISTRIBUTION

## Rutherford County - COVID-19

Updated: 04-29-20



28018

28040

28043

28114

28139

28160

28167

28746